

REVISIONS			
REV.	DESCRIPTION	DATE	APPROVED
A	PRODUCTION RELEASE	3/1/07	K.R.
B	REVISED PER ECO 11231	5/28/15	K.R.

Nominal Coil Voltage	Part Number		
	SP3T	SP4T	SP6T
12 Vdc	431L-420822	441L-420822	461L-420822
15 Vdc	431L-490822	441L-490822	461L-490822
24 Vdc	431L-480822	441L-480822	461L-480822
28 Vdc	431L-430822	441L-430822	461L-430822

REVISIONS	B	B	B			
SHEET NO.	1	2	3			
APPROVALS			DATE			
DRAWN S. LEE			2/28/07			
ENG G. NICKLAUS			3/1/07			
ENG. MGR. R. SZNUK			3/1/07			
SALES MGR. J. TRUJILLO			3/1/07			
Q.A. MGR. N. SANDERS			3/1/07			
MFG. MGR. R. GONZALEZ			3/1/07			



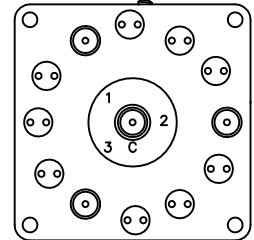
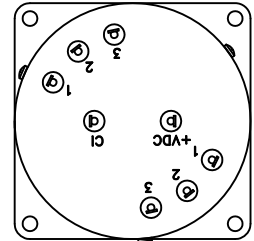
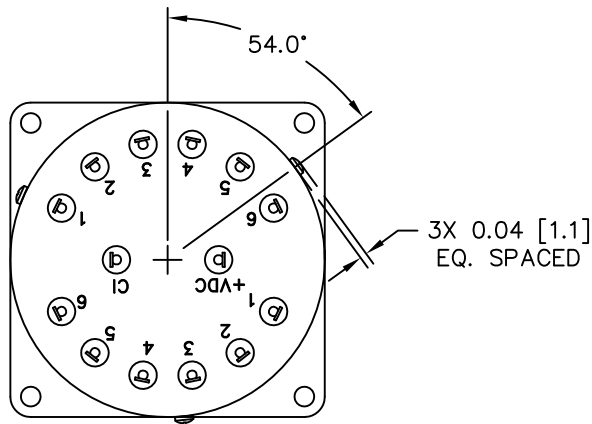
DowKey®
Microwave
CORPORATION

4822 McGrath Street
Ventura, CA. 93003-5641
PH: (805) 650-0260
FAX: (805) 650-1734

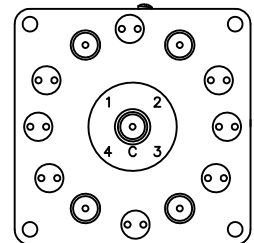
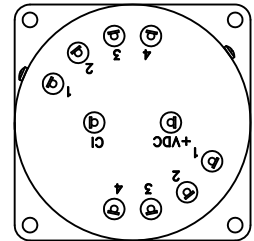
A **DOVER** TECHNOLOGIES COMPANY

SWITCH, 3-6 POSITION, LATCHING, SELF CUTOFF, SMA-FEMALE CONNECTORS, MECH. INDICATORS, FLANGE MOUNT		
CODE IDENT. NO. 00471	DWG. NO. 4X1L-4X0822	
SCALE NONE	FINAL ASSY:	SHEET 1 OF 3

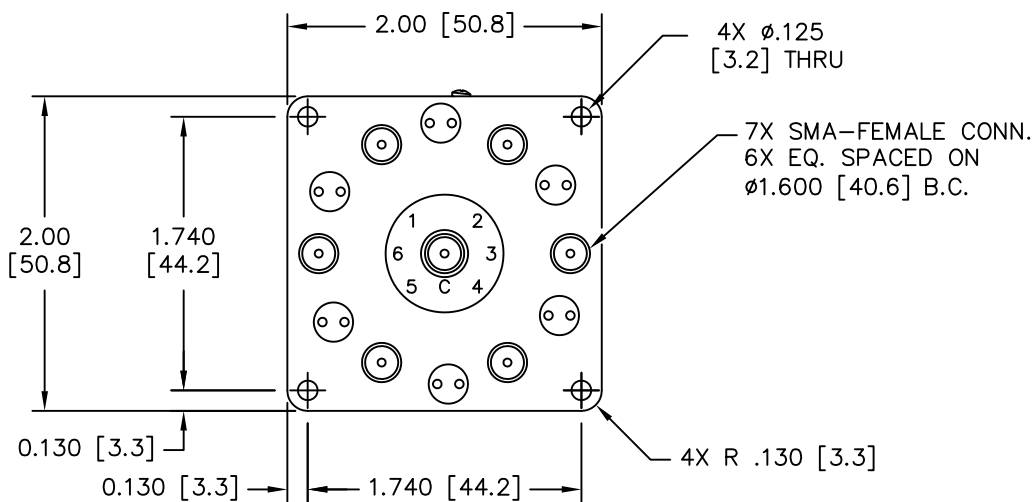
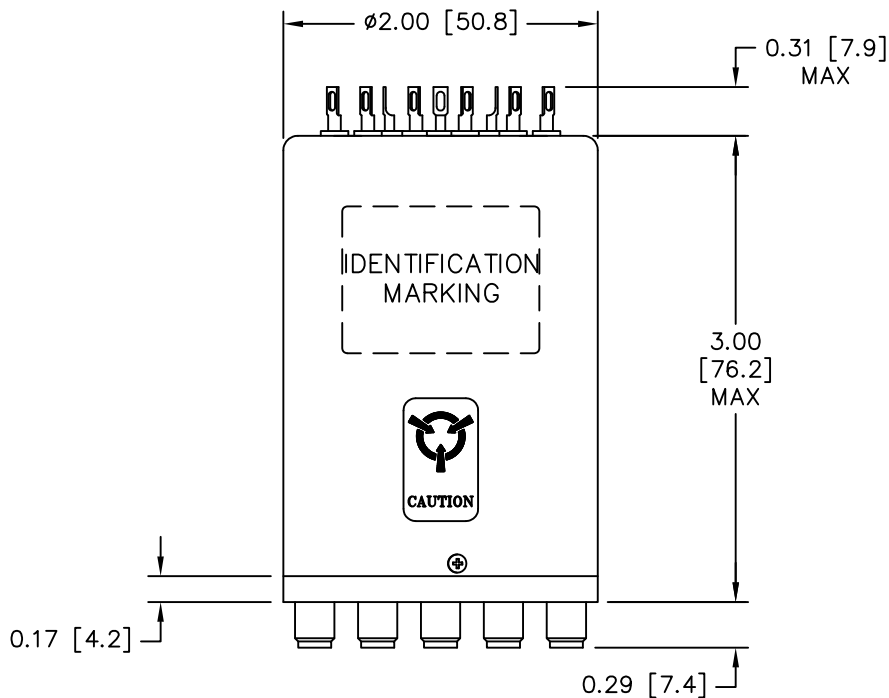
OUTLINE DRAWING:



3 POSITION



4 POSITION



[] MILLIMETERS

UNLESS OTHERWISE SPECIFIED TOLERANCES ARE:
.XXX ±.010 ANGLES: ±3°
.XX ±.030

CODE IDENT. NO.
00471

DWG. NO.

4X1L-4X0822

REV.
B

SCALE NONE

SHEET 2 OF 3

SPECIFICATIONS:

1. RF CHARACTERISTICS:

1.1 FREQUENCY (GHz):	DC-4	4-8	8-12.4	12.4-18
1.2 VSWR (RATIO MAX):	1.20:1	1.30:1	1.40:1	1.50:1
1.3 INSERTION LOSS (dB MAX):	0.20	0.30	0.40	0.50
1.4 ISOLATION (dB MIN):	80	75	70	60
1.5 RF POWER (WATTS CW MAX):	100	50	35	25

2. ACTUATION DATA:

2.1

NOMINAL VOLTAGE	OPERATING VOLTAGE	CURRENT (TYP) @ NOMINAL VOLTAGE & 25°C
12	11-14	570mA
15	13-17	365mA
24	20-28	225mA
28	24-32	180mA

- 2.2 SWITCHING TIME: 15ms MAX
 2.3 OPERATING MODE: LATCHING SELF CUT-OFF

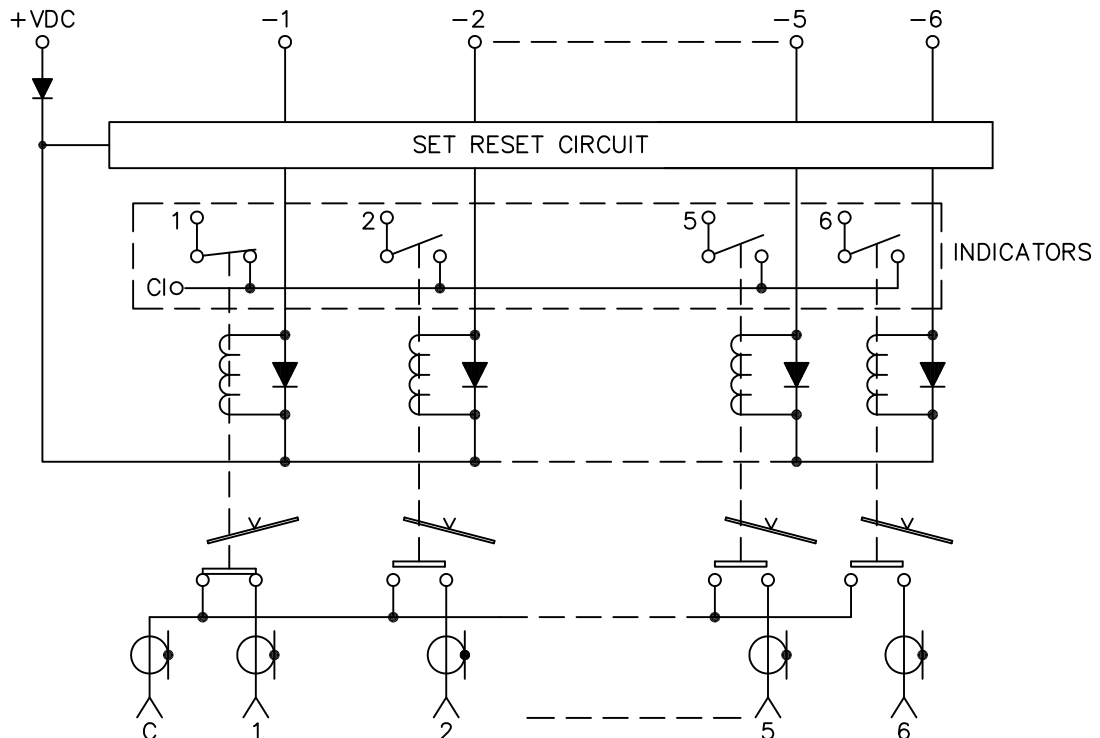
3. MECHANICAL:

- 3.1 RF CONTACTS: BREAK BEFORE MAKE
 3.2 WEIGHT: 9.0oz. (255g.) NOMINAL
 3.3 DESIGN LIFE: 1,000,000 CYCLES MIN

4. ENVIRONMENTAL:

- 4.1 OPERATING TEMPERATURE: -25°C TO +65°C
 4.2 STORAGE TEMPERATURE: -55°C TO +85°C
 4.3 SEAL: SAND AND DUST

SCHEMATIC:



SCHEMATIC SHOWN IN POSITION 1.

CODE IDENT. NO. 00471	DWG. NO. 4X1L-4X0822	REV. B
SCALE NONE	SHEET 3 OF 3	