



- DC-18 GHz
- DC-26.5 GHz
- DC-40 GHz
- Low/Medium Power
- 1M Life Cycles

RF Characteristics

Frequency GHz	VSWR (max)	Isolation dB (min)	Ins. Loss dB (max)
DC-4	1.20	70	0.20
4-8	1.30	65	0.30
8-12.4	1.40	65	0.40
12.4-18	1.50	60	0.50
*18-26.5	1.80	50	0.80
DC-40	Consult with factory for data		

*Performance varies depending on selected options

Specifications

Operating Voltage:

- 12 Vdc (11-14 Vdc)
- 24 Vdc (20-28 Vdc)
- 28 Vdc (24-32 Vdc)

Coil Current (max. @ nom. Vdc & 25°C)*:

- 12 Vdc 355 mA
- 24 Vdc 200 mA
- 28 Vdc 170 mA

Switching Time:

20 ms maximum

Operating Temperature:

- 25°C to +65°C (Standard)
- 55°C to +85°C (Extended "T" Option)

Mechanical Life Cycles:

1,000,000 minimum

Vibration, Operating:

10G RMS, 20-2000 Hz

Mechanical Shock, Non-Operating:

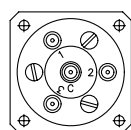
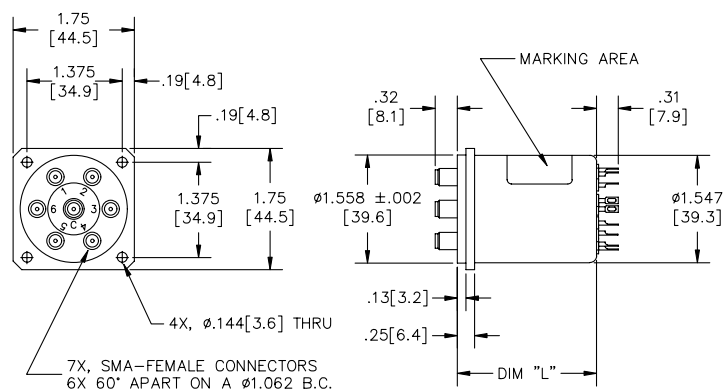
50G, 1/2 Sine, 11 ms

Nominal Weight*:

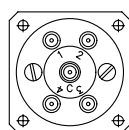
4.0 oz. (113 g.)

* Performance and weight varies depending on selected options.

Mechanical



3 POSITION



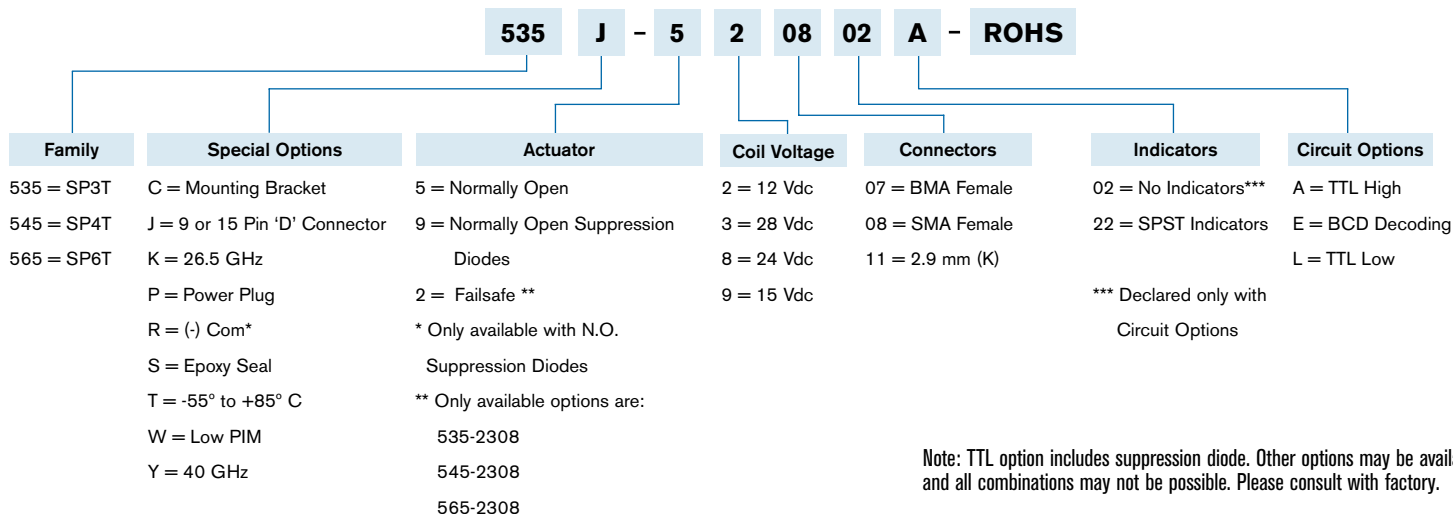
4 POSITION

DIM "L" (MAX)	MODEL	ELEC. SCHEM.
1.41 [35.8]	5X5-5X08	1
1.90 [48.3]	5X5-5X0822	1
1.70 [43.2]	5X5-5X0802A	2
2.10 [53.3]	5X5-5X0822A	2

565-530822 Shown

For Electrical Schematic, see page # 3-20

Part Number Selector



Note: TTL option includes suppression diode. Other options may be available and all combinations may not be possible. Please consult with factory.