



- DC-2 GHz
- DC-6 GHz
- DC-12.4 GHz
- Medium/High Power
- 1M Life Cycles

## RF Characteristics

Frequency GHz	VSWR (max)	Isolation dB (min)	Ins. Loss dB (max)
DC-1	1.15	85	0.15
1-2	1.20	80	0.20
2-4	1.25	70	0.25
4-8	1.35	60	0.40
8-12.4	1.50	60	0.50

Note: Performance applies to N, BNC, and TNC type connectors. Consult with factory for SC-type connectors.

## Specifications

### Operating Voltage (across temperature range):

- 12 Vdc (11-14 Vdc)
- 24 Vdc (20-28 Vdc)
- 28 Vdc (24-32 Vdc)

### Coil Current (max. @ nom. Vdc & 25°C)\*:

- 12 Vdc 320 mA
- 24 Vdc 180 mA
- 28 Vdc 135 mA

### Switching Time:

20 ms maximum

### Operating Temperature:

- 25°C to +65°C (Standard)
- 55°C to +85°C (Extended "T" Option)

### Mechanical Life Cycles\*:

1,000,000 minimum

### Vibration, Operating:

10G RMS, 20-2000 Hz

### Mechanical Shock, Non-Operating:

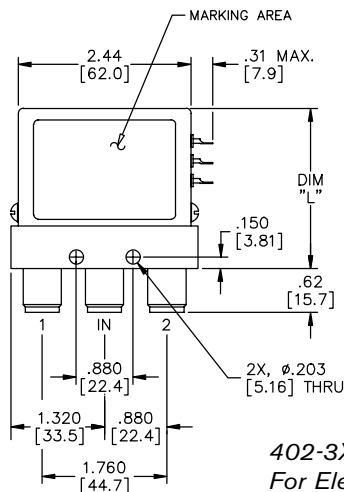
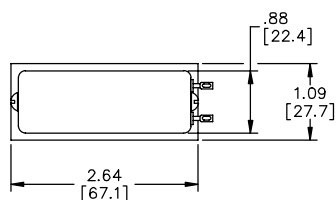
50G, 1/2 Sine, 11 ms

### Nominal Weight\*:

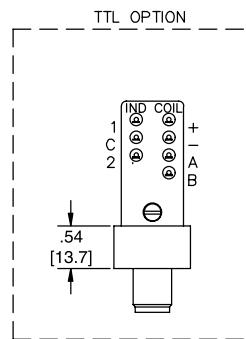
9.0 oz. (255 g.)

\* Performance and weight varies depending on selected options. Values listed are for Standard 402 Latching model.

## Mechanical



DIM "L" (MAX)	MODEL *	ELEC. SCHEM.
2.30 [58.4]	402-3X01	4
2.30 [58.4]	402-3X0132	4
2.40 [61.0]	402-4X01	5
2.40 [61.0]	402-4X0132	5
2.40 [61.0]	402-4X0102A	6
2.40 [61.0]	402-4X0132A	6



402-3X0132 Shown  
For Electrical Schematic, see page # 1-8

## Part Number Selector

402 J - 4 2 01 02 A - ROHS

Special Options	Actuator	Coil Voltage	Connectors	Indicators	Circuit Options
A = High Power	3 = Pulse Latching	2 = 12 Vdc	01 = N Female	02 = No Indicators**	A = TTL High
I = Immersion Seal	4 = Latching Self Cutoff	3 = 28 Vdc	02 = BNC Female	32 = Indicators	B = TTL High Military (JANTX)
J = 'D' Connector	7 = Pulse Latching with Suppression Diodes	8 = 24 Vdc	03 = TNC Female	**Declared only with Circuit Options	L = TTL Low
P = Power Connector		9 = 15 Vdc	53 = SC Female*		
S = Epoxy Seal					
T = -55°C to + 85°C					

\*Consult Dow-Key for dimensions

Note: TTL option includes suppression diode. Other options may be available and all combinations may not be possible. Please consult with factory.