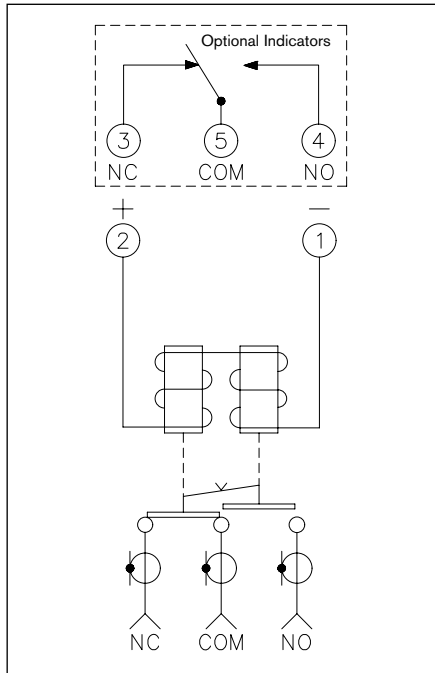
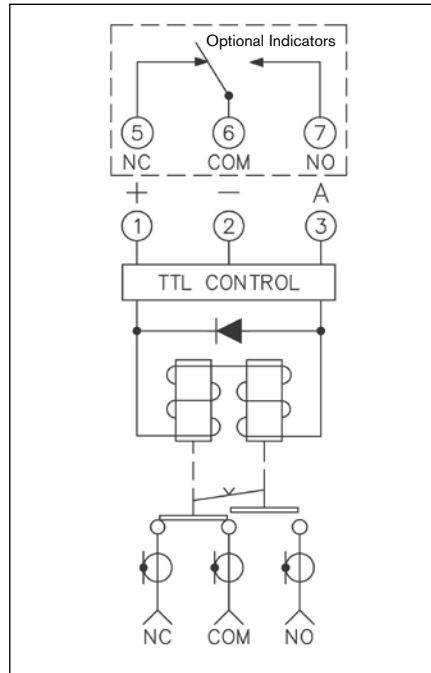


01 401/403 Failsafe



02 401/403 Failsafe TTL



03 Logic Truth Table

FAILSAFE TTL - SCH #2

LOGIC TRUTH TABLE		
RF PATH	INDICATOR PATH	LOGIC INPUT "A"
NC-COM	NC-COM	0
NO-COM	NO-COM	1

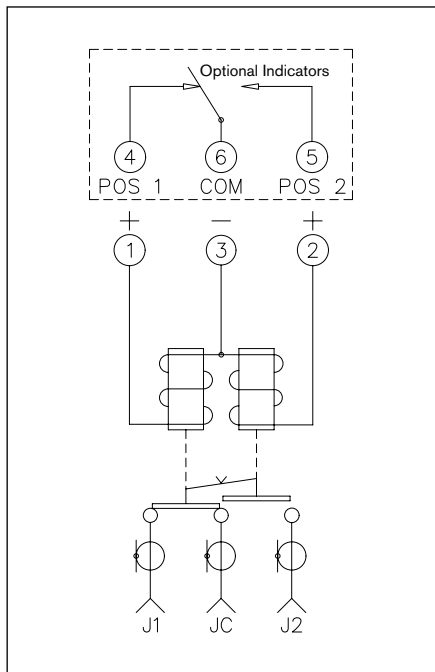
"0" = 0.0V-0.8V
 "1" = 2.4V-5.5V

SELF CUTOFF TTL - SCH #6

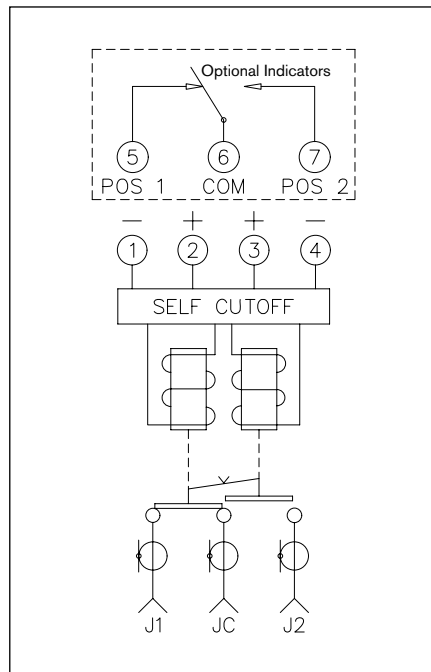
LOGIC TRUTH TABLE			
RF PATH	INDICATOR PATH	LOGIC INPUT "A"	LOGIC INPUT "B"
JC-J1	COM-1	1	0
JC-J2	COM-2	0	1

"0" = 0.0V-0.8V
 "1" = 2.4V-5.5V

04 401/403 Pulse



05 401 Self Cutoff



06 401 Self Cutoff TTL

